

Dental Hygiene Education



Curricula, Program, Enrollment and Graduate Information

October 1, 2015

[Next](#)

Table of Contents

	Page
What is a Dental Hygienist.....	<u>1</u>
Dental Hygiene Education.....	<u>2 – 4</u>
Preparation and Admission to Entry-Level Programs.....	<u>5 – 6</u>
Entry-Level Dental Hygiene Curricula.....	<u>7 – 8</u>
Differentiation of Degrees.....	<u>9 – 10</u>
Dental Hygiene Job Market for Students.....	<u>11</u>
Number of Dental Hygiene Programs and Degrees Offered 2015	
▪ Entry Level Programs.....	<u>12</u>
▪ Degree Completion Programs.....	<u>13</u>
▪ Master Degree Programs.....	<u>14</u>
Dental Hygiene Education Programs by State 2015.....	<u>15</u>
Educational Settings 2015	
▪ Entry Level Programs.....	<u>16 – 17</u>
▪ Degree Completion Programs.....	<u>18</u>
▪ Master Degree Programs.....	<u>19</u>
Classifications of Institutions Offering Dental Hygiene Education.....	<u>20</u>

Table of Contents *(Cont'd)*

	Page
Number of Educational Programs, 1991 – 2015.....	<u>21</u>
Percent Increase/Decrease in the Number of Educational Programs, 1991 – 2015.....	<u>22</u>
Classification of Institutions Offering <u>New</u> Entry Level Dental Hygiene Programs 2006-2010 and 2011-2015.....	<u>23</u>
Facts Reported by Dental Hygiene Program Directors.....	<u>24</u>
Entry-Level Dental Hygiene Program Enrollment Statistics.....	<u>25</u>
Degree Completion Dental Hygiene Program Enrollment Statistics.....	<u>26</u>
Master Degree Dental Hygiene Program Enrollment Statistics.....	<u>27</u>
Number of Graduates, 1989 – 2013.....	<u>28</u>
Percent Increase/Decrease in the Number of Graduates, 1989 – 2013.....	<u>29</u>

Dental Hygiene Education



Dental hygienists are licensed oral health professionals who focus on preventing and treating oral diseases in order to protect the oral cavity, and

also to protect the patients' total health. They are graduates of accredited dental hygiene education programs in colleges and universities, and must pass a written national board examination and a clinical examination to obtain state licensure.

Dental Hygiene Education Facts

Dental Hygiene Education

- ▶ **Entry-level programs** prepare graduates for the clinical practice of dental hygiene. These include certificate, associate degree and baccalaureate degree programs.
 - ▶ **A dental hygiene education** requires an average of 84 credit hours for an associate degree, or 118 credit hours for a baccalaureate degree.¹
 - ▶ **The majority of programs** (88%) are semester-based and 34% include summer study.¹
 - ▶ **Few programs** (14%) offer a part-time curriculum and 29% offer at least some opportunities for distance learning. Master's degree and degree completion programs are most likely to offer distance learning.¹
 - ▶ **Entry-level programs** are accredited by the Commission on Dental Accreditation (CODA). ([CODA Website](#))

1. American Dental Hygienists' Association (ADHA) 2012 Dental Hygiene Education Program Director Survey, 2014, ADHA (Unofficial).

Dental Hygiene Education Facts

Dental Hygiene Education (Cont'd)

- ▶ **Degree Completion programs** are designed for licensed dental hygienists who have completed their professional education and earned a certificate or associate's degree. The baccalaureate degree awarded through these programs can be in dental hygiene or a related area.
- ▶ **Master Degree programs** prepare graduates for careers as educators, administrators and researchers. Curriculum contain coursework in the following subjects:¹
 - ▶ 88% Research Methods and Applications
 - ▶ 88% Health Education
 - ▶ 82% Leadership
 - ▶ 71% Legal and Ethical Issues of Hygiene Practice

1. American Dental Hygienists' Association (ADHA) 2012 Dental Hygiene Education Program Director Survey, 2014, ADHA (Unofficial).

Dental Hygiene Education Facts

Dental Hygiene Education (Cont'd)

- ▶ **Master Degree programs.** Curriculum contain coursework in the following subjects: (Cont'd)
 - ▶ 59% Practice Administration
 - ▶ 52% Finance and Reimbursement
 - ▶ 47% Human Resources/Supervision of Allied Personnel
 - ▶ 29% Dental Hygiene Diagnosis and Treatment Planning
 - ▶ 24% Administration and Monitoring of Anesthesia
 - ▶ 6% Restorative Techniques
- ▶ Forty-four percent of all programs indicated that over 75% of their current students are interested in teaching¹

1. American Dental Hygienists' Association (ADHA) 2012 Dental Hygiene Education Program Director Survey, 2014, ADHA (Unofficial).

Dental Hygiene Education Facts

Preparation and Admission to Entry-Level Programs

- ▶ Admission requirements and prerequisites vary from institution to institution, but generally include:
 - ▶ high school diploma or GED
 - ▶ high school courses in mathematics, chemistry, biology, English
 - ▶ minimum “C” average in high school
 - ▶ college entrance test scores
 - ▶ typically up to 40 credit hours of prerequisite college courses in chemistry, English, speech, psychology and sociology
 - ▶ dependent on the institution, a personal interview, dexterity test, and/or essay

Dental Hygiene Education Facts

Preparation and Admission to Entry-Level Programs *(Cont'd)*

- ▶ 69% of dental hygiene programs use **college science GPA** as part of the criteria in admissions procedures; 69% include **overall college GPA** as admissions criteria.²
- ▶ The majority of dental hygiene programs (99%) have **maximum enrollment cap**.¹
 - ▶ Admission to a program is typically highly competitive. In 2011/12, associate programs reported a mean of 81 applicants with 31 admissions, while baccalaureate programs reported a mean of 76 applicants with 28 admissions.
- ▶ 26% of programs responded that they offer **advanced placement**.¹

1. American Dental Hygienists' Association (ADHA) 2012 Dental Hygiene Education Program Director Survey, 2014, ADHA (Unofficial).

2. American Dental Association 2013-14 Survey of Allied Dental Education, 2015 American Dental Association (ADA) Survey Center.

Dental Hygiene Education Facts

Entry-Level Dental Hygiene Curricula

- ▶ Accredited dental hygiene programs require an average of **3,016 clock hours of curriculum**. This includes **681 clock hours of supervised clinical dental hygiene instruction**.^{2A}
 - ▶ general education courses including English, speech, psychology and sociology.
 - ▶ basic science courses including general chemistry, anatomy, physiology, biochemistry, microbiology, pathology, nutrition, and pharmacology.
 - ▶ dental science courses including dental anatomy, head and neck anatomy, oral embryology and histology, oral pathology, radiography, periodontology, pain control and dental materials.

2A. American Dental Association 2013-14 Survey of Allied Dental Education, 2015, American Dental Association (ADA) Survey Center (revised September 2015).

Dental Hygiene Education Facts

Entry-Level Dental Hygiene Curricula

(Cont'd)

- ▶ dental hygiene science courses including oral health education/preventive counseling, patient management, clinical dental hygiene, community dental health, medical and dental emergencies, and supervised instruction in pre-clinical and clinical practice.
- ▶ 29% of all programs use extended clinical facilities beyond their campus and 82% require students to perform a clinical rotation in a community or public health setting.¹

1. American Dental Hygienists' Association (ADHA) 2012 Dental Hygiene Education Program Director Survey, 2014, ADHA (Unofficial).

Dental Hygiene Education Facts

Differentiation of Degrees

- ▶ **Both** associate and baccalaureate degrees are considered **entry level to the profession**; either prepares graduates for the clinical practice of dental hygiene in a private dental office or public clinic.
 - In addition to clinical practice, graduates with a baccalaureate or higher degree have the opportunity for alternative career pathways in education, administration, public health and research.
- ▶ Associate programs offer an average of 2,941 **total clock hours of instruction**, while baccalaureate programs offer an average of 3,299 total clock hours of instruction.^{2A}
 - Dental hygiene programs awarding associate degrees offer about the same average number of didactic and laboratory clock hours devoted to patient care as programs that award baccalaureate degrees.

2A. American Dental Association 2013-14 Survey of Allied Dental Education, 2015, American Dental Association (ADA) Survey Center (revised September 2015).

Dental Hygiene Education Facts

Differentiation of Degrees (Cont'd)

- Baccalaureate programs, on average, offer more clinical clock hours devoted to patient care than associate programs (611 versus 554).^{2A}
- On average, baccalaureate programs provide notably more clock hours of instruction in written communication, chemistry, oral health education/preventive counseling, and patient management.
- ▶ The **average estimated total cost of tuition and fees**^{**} for an associate degree is \$22,929^{2**}; for a baccalaureate degree, \$38,137^{2**}; and a master's degree, \$31,931⁴

2A. American Dental Association 2013-14 Survey of Allied Dental Education, 2015, American Dental Association (ADA) Survey Center (revised September 2015).

4. American Dental Hygienists' Association, 2015, Division of Education.

^{**} Average estimated cost – In-State/District.

Dental Hygiene Education Facts

Dental Hygiene Job Market for Students

- ▶ 66% of the program directors assist students in their employment search with 92% referring students to contacting dentists. Difficulty of most students finding employment after graduation ranged from average (41%), difficult (38%) to very difficult (10%).
- ▶ Private dental office practices (92%), private dental specialty practices (57%) and community health clinics (28%) were listed by program directors as the top three employers hiring most of the new graduates from their program.¹

1. American Dental Hygienists' Association (ADHA) 2012 Dental Hygiene Education Program Director Survey, 2014, ADHA (Unofficial).

Dental Hygiene Education Facts

Number of Dental Hygiene Programs and Degrees Offered 2015^{3, 5}

- ▶ Entry Level Programs.....335^{*}
 - ▶ Associate Degree offered (i.e.: AS, AAS, AA) = 287
 - ▶ Bachelor Degree offered (BSDH) = 59 programs
 - ▶ Certificate offered = 6 programs
(Program totals do not equal 335 since 17 programs offer multiple degree and/or certificate options)
 - ▶ Community and Technical Colleges with bachelor degree articulation agreements = 100 programs

3. American Dental Association Commission on Dental Accreditation (CODA), 2015 <http://www.ada.org/267.aspx>;

5. American Dental Hygienists' Association 2014 Dental Hygiene Program Surveys.

^{*} CODA lists 336 entry level programs, but this includes discontinued and withdrawn programs.

Dental Hygiene Education Facts

Number of Dental Hygiene Programs and Degrees Offered 2015 (Cont'd) ⁵

- ▶ Degree Completion Programs (Bachelor)52
 - ▶ BSDH (Bachelor of Science in Dental Hygiene)
offered = 41 programs
 - ▶ Related Degrees offered = 11 programs
(i.e.: BSHS [Bachelor of Science in Health Science],
BSAH [Bachelor of Science in Allied Health])

5. American Dental Hygienists' Association 2014 Dental Hygiene Program Surveys.

Dental Hygiene Education Facts

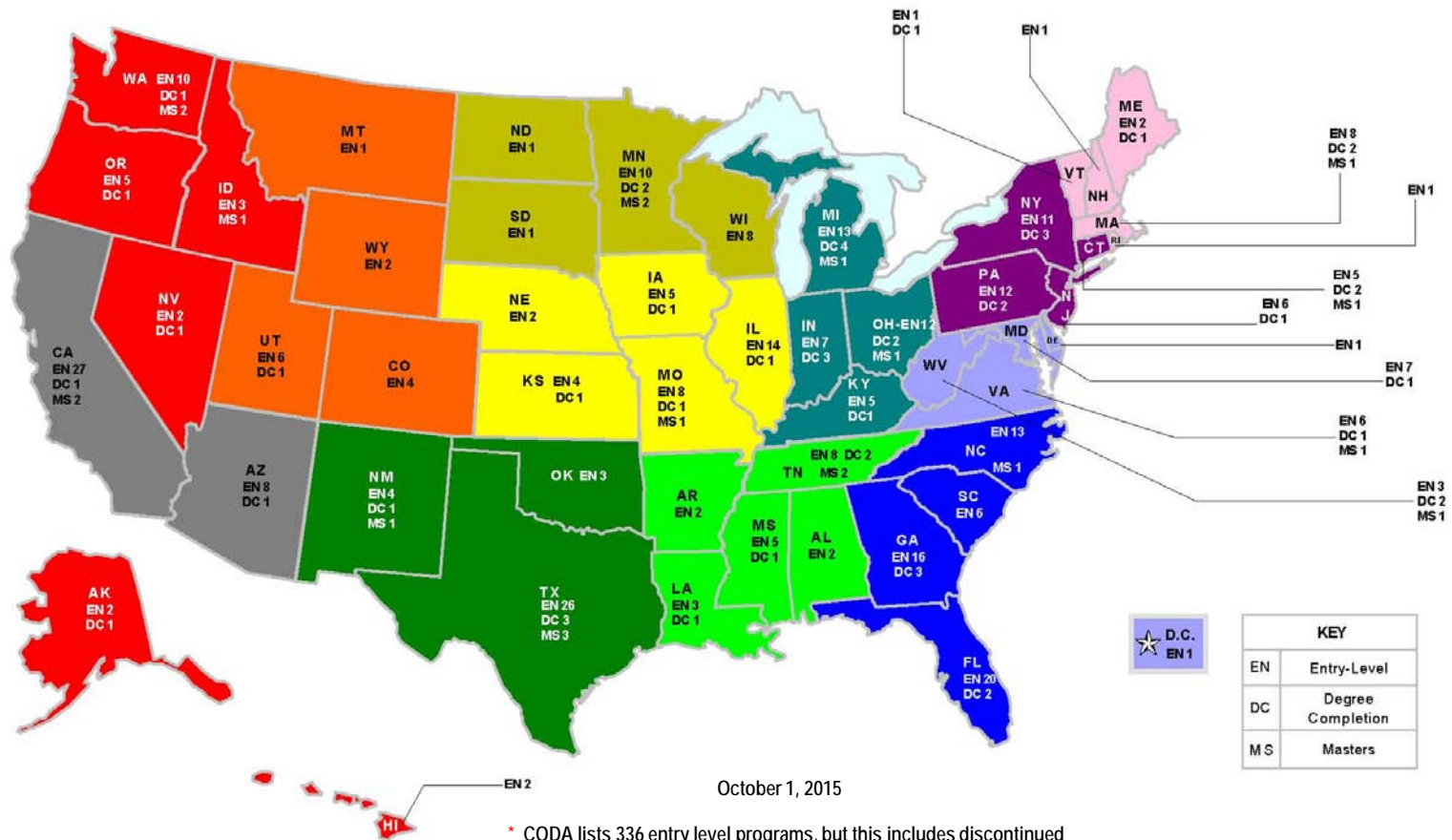
Number of Dental Hygiene Programs and Degrees Offered 2015 (Cont'd) ⁵

- ▶ Master Degree Programs.....21
 - ▶ MSDH (Master of Science in Dental Hygiene)
offered = 16 programs
 - ▶ Related Degrees offered = 5 programs
(i.e.: MS [Master of Science], MSHS [Master of Science in Health Science], MHS [Master of Health Science], MS: OHCP [Master of Science: Oral Health Care Practitioner])

5. American Dental Hygienists' Association 2014 Dental Hygiene Program Surveys.

Dental Hygiene Education Facts

Dental Hygiene Education Programs by State by Degree 2015^{5,7}



5. American Dental Hygienists' Association 2014 Dental Hygiene Program Survey.
7. Commission on Dental Accreditation (CODA) Allied Programs List – August 11, 2015.

Dental Hygiene Education Facts

Educational Settings 2015⁵

Entry Level Programs:

- ▶ Associate Degree granting Institutions.....240 programs
 - ▶ *Community/Junior College* = 172
 - ▶ *Technical College/Institute* = 54
 - ▶ *Other (i.e.: college, academy)* = 14

5. American Dental Hygienists' Association 2014 Dental Hygiene Program Surveys.

Dental Hygiene Education Facts

Educational Settings 2015⁵ (Cont'd)

Entry Level Programs:

- ▶ **Baccalaureate Degree granting Institutions.....95 programs**
(May offer more than one type of degree, i.e. BS, AS, Certificate)
 - ▶ Schools of Allied Health Sciences = 39
 - ▶ Dental School = 24
 - Dental schools with a separate dental hygiene program = 2
 - ▶ School of Health Related Professions
 - ▶ Arthur A. Dugoni School of Dentistry
 - ▶ Other Schools or Colleges = 30
(i.e.: College of Professional Studies,
School of Medicine, Technical College or Institute,
School of Nursing and Dental Hygiene)

Dental Hygiene Education Facts

Educational Settings 2015⁵ (Cont'd)

Degree Completion Programs:

- ▶ Degree Completion granting institutions.....52 programs
 - ▶ Schools of Allied Health Sciences = 24
 - ▶ Technical College/Institute = 3
 - ▶ Dental school = 14
 - ▶ Dental schools with a separate dental hygiene program = 1
 - School of Health Related Professions
 - ▶ Other Schools or Colleges = 10
(i.e.: College of Health Care Sciences,
College of Professional Studies,
College of Allied Health and Nursing)

5. American Dental Hygienists' Association 2014 Dental Hygiene Program Surveys.

Dental Hygiene Education Facts

Educational Settings 2015⁵ (Cont'd)

Master Degree Programs:

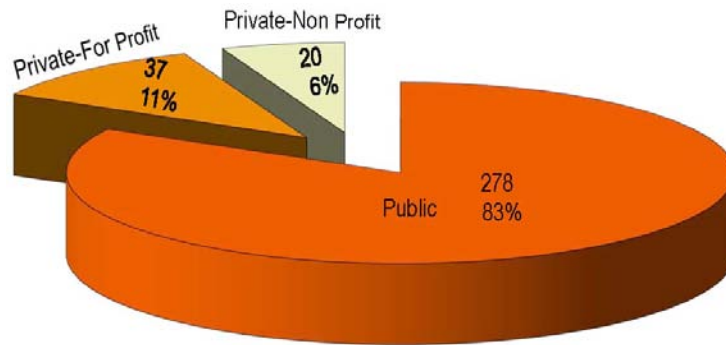
- ▶ Master Degree granting institutions.....21 programs
 - ▶ Schools of Allied Health Sciences = 5
 - ▶ Dental school = 12
 - ▶ Other Schools or Colleges = 4
(i.e.: College of Health, Community, and Professional Studies,
School of Medicine,
College of Clinical and Rehabilitative Health Science,
College of Health Science and Public Health)

5. American Dental Hygienists' Association 2014 Dental Hygiene Program Surveys.

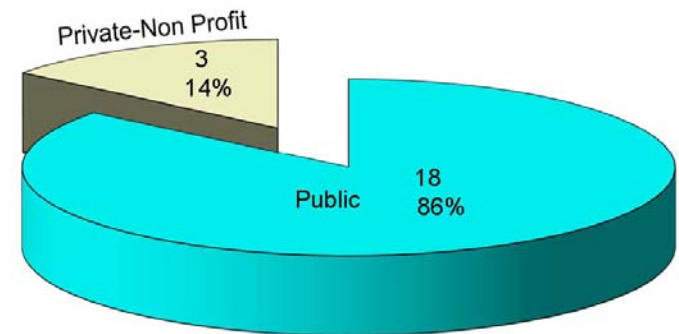
Dental Hygiene Education Facts

Classifications of Institutions Offering Dental Hygiene Education – Entry Level, Degree Completion and Master⁶

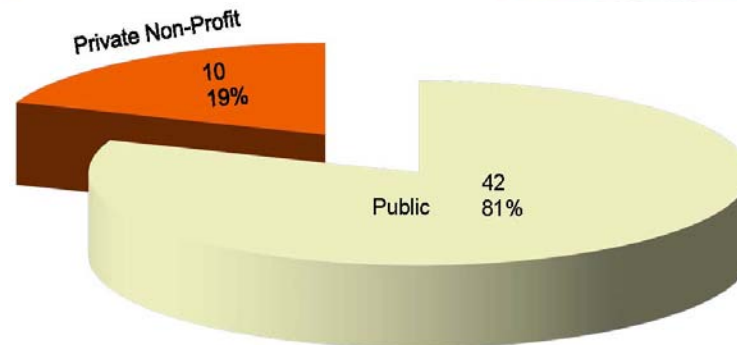
Entry Level Dental Hygiene Programs, 2015



Master Degree Dental Hygiene Programs, 2015



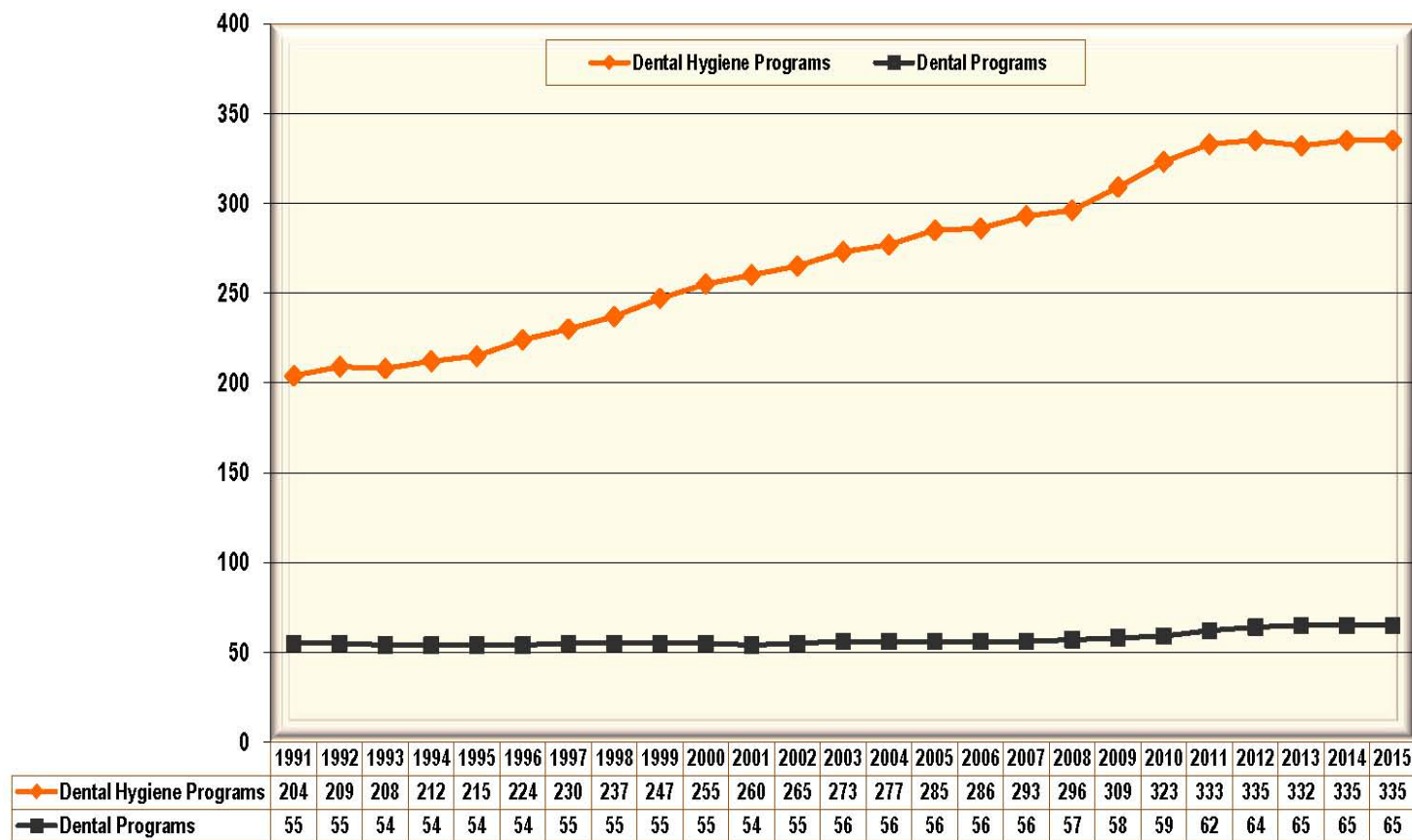
Degree Completion
Dental Hygiene Programs, 2015



6. American Dental Hygienists' Association 2014 Dental Hygiene Program Surveys, Commission on Dental Accreditation (CODA) Accredited Allied Programs List – 2015, <http://www.ada.org/267.aspx>, ADA Survey of Allied Dental Education, 2013-14, and the National Center for Educational Statistics - U. S. Department of Education, Institute of Education Sciences, 2015, <http://nces.ed.gov/globallocator/>.

Dental Hygiene Education Facts

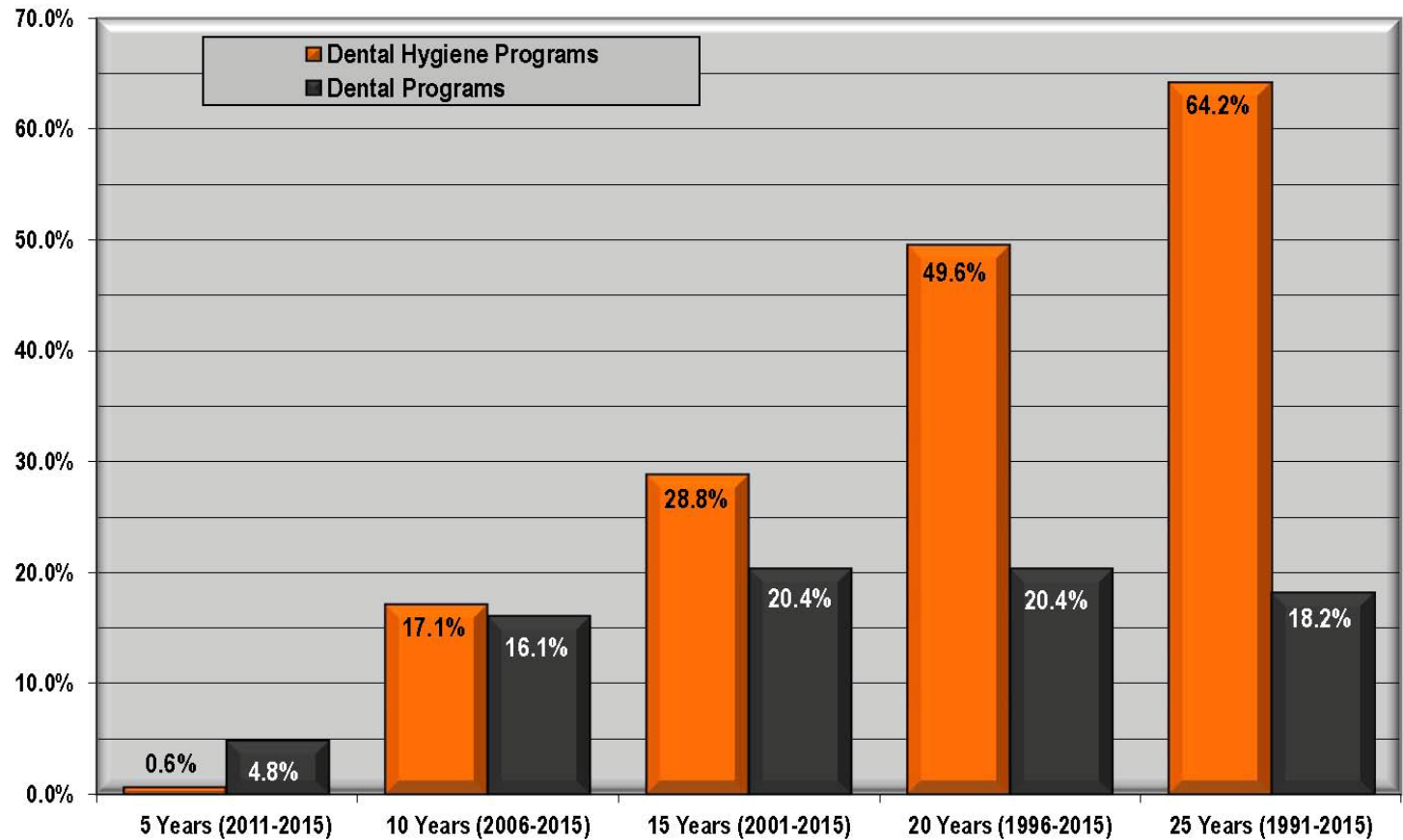
Number of Educational Programs: 1991 - 2015



Source: ADA Survey of Allied Dental Education, 1986-2010; Commission on Dental Accreditation Accredited (CODA)
 Allied Programs List, 2008-2015; HRSA Report – Financial Dental Education: Public Policy Interests, Issues and Strategic Considerations – 2005, Table 1, Page 9;
 ADA Survey of Dental Education: Volume 1 – Academic Programs, Enrollment and Graduates, 1986-2010
 ADA DH Programs in the US, 2008-2015 <http://www.ada.org/5500.aspx> and
 ADA DDS/DMD Programs in the US, 2008-2015 <http://www.ada.org/267.aspx>.

Dental Hygiene Education Facts

Percent Increase/Decrease in the Number of Educational Programs: 1991 - 2015



Dental Hygiene Education Facts

Classification of Institutions Offering New Entry Level Dental Hygiene Programs 2006-2010 and 2011-2015

Figure 1: New Dental Hygiene Programs 2006-2010

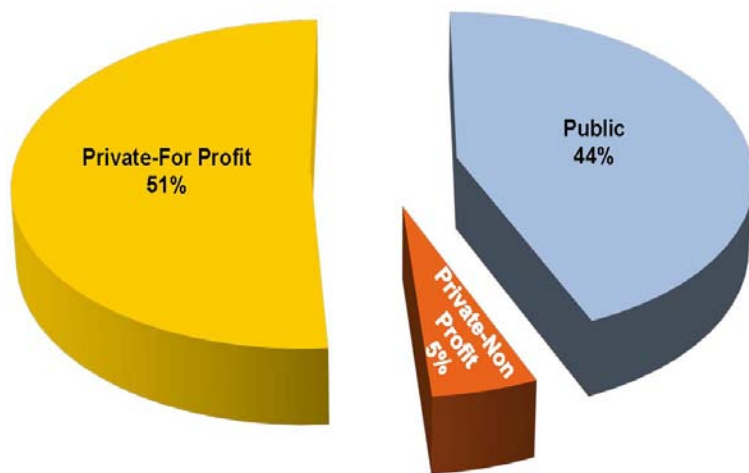
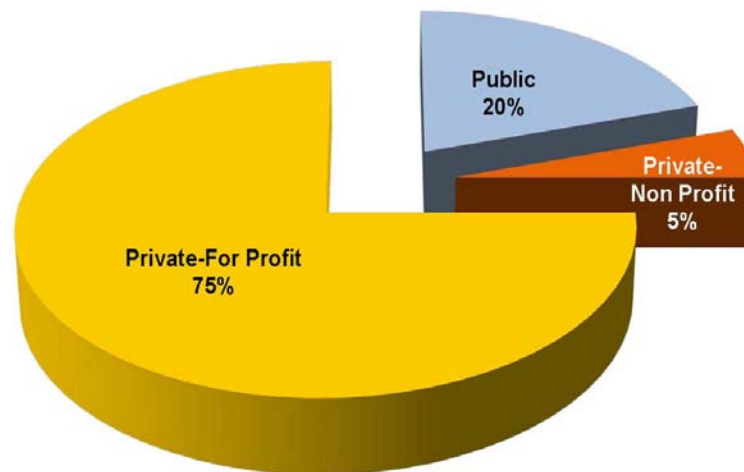


Figure 2: New Dental Hygiene Programs 2011-2015



Statistics are based on data obtained from the 1985-2010 American Dental Association (ADA) Survey of Allied Dental Education, American Dental Association Commission on Dental Accreditation (CODA), 2015, <http://www.ada.org/267.aspx>, and the National Center for Educational Statistics – U.S. Department of Education, Institute of Education Sciences, 2015, <http://nces.ed.gov/globallocator/>.

Dental Hygiene Education Facts

Facts Reported by Dental Hygiene Program Directors

Dental Hygiene Students²

- 95.8% Female
- 4.2% Male
- 71.8% Non-Hispanic white

Dental Hygiene Faculty¹

- 92% program directors are dental hygienists
- 19% of program directors hold a doctoral degree and 73% a masters
- Programs reported a mean of 1.91 professors; 1.65 associate professors and 2.20 assistant professors
- Tenured faculty per rank: Programs reported a mean of 1.69 professors; 1.47 associate professors and 1.00 assistant professors

Top Challenges Facing Dental Hygiene Programs in the Near Future¹

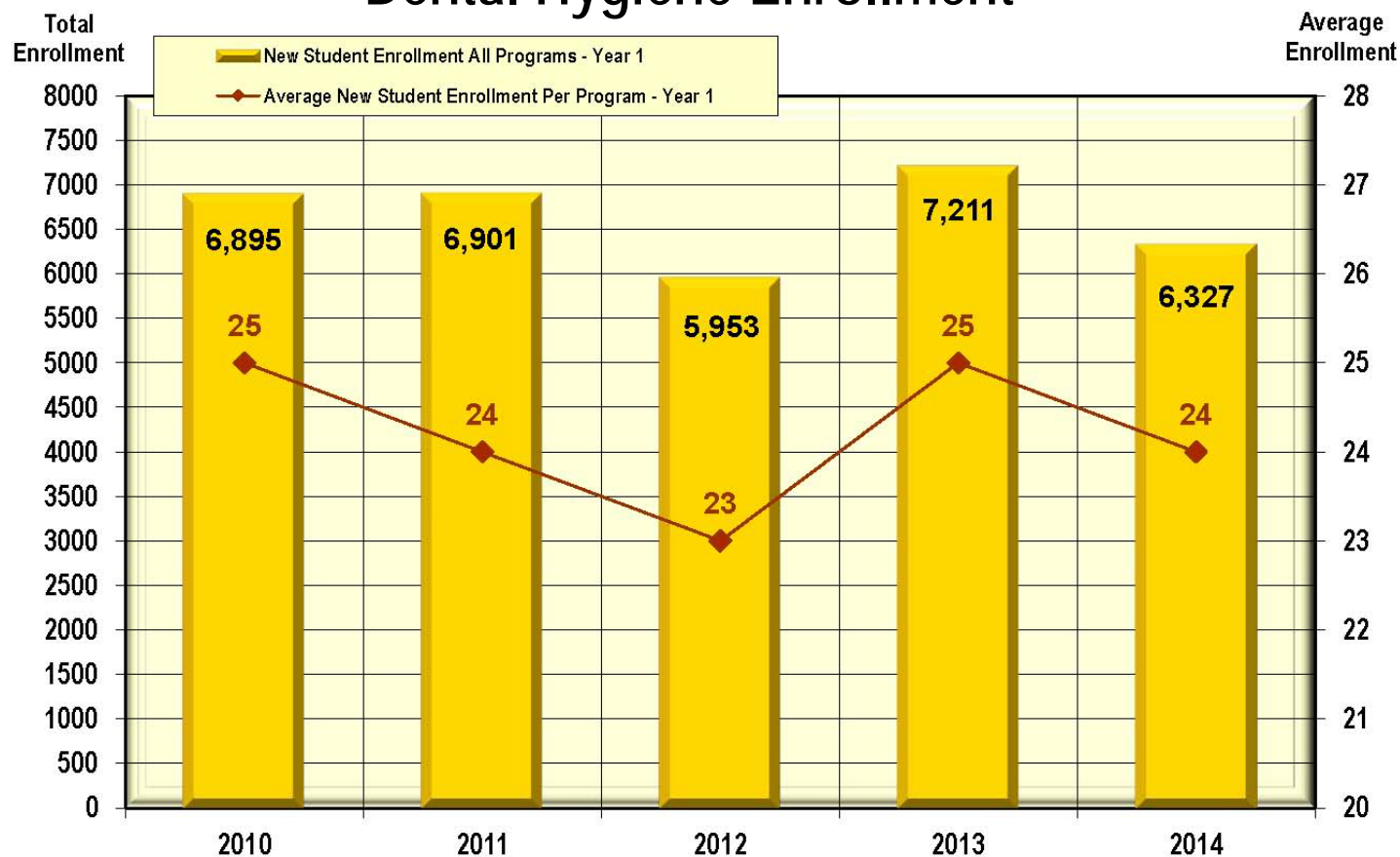
- 33% reported job market saturation
- 19% reported fitting new content into already crowded curriculum
- 12% reported recruitment of qualified faculty
- Competition for qualified students, budgetary concerns and the number of hygiene programs available were also noted

1. American Dental Hygienists' Association (ADHA) 2012 Dental Hygiene Education Program Director Survey, 2014, ADHA (Unofficial).

2. American Dental Association 2013-14 Survey of Allied Dental Education, 2015 American Dental Association (ADA) Survey Center.

Dental Hygiene Education Facts

Entry Level Dental Hygiene Enrollment



Notes:

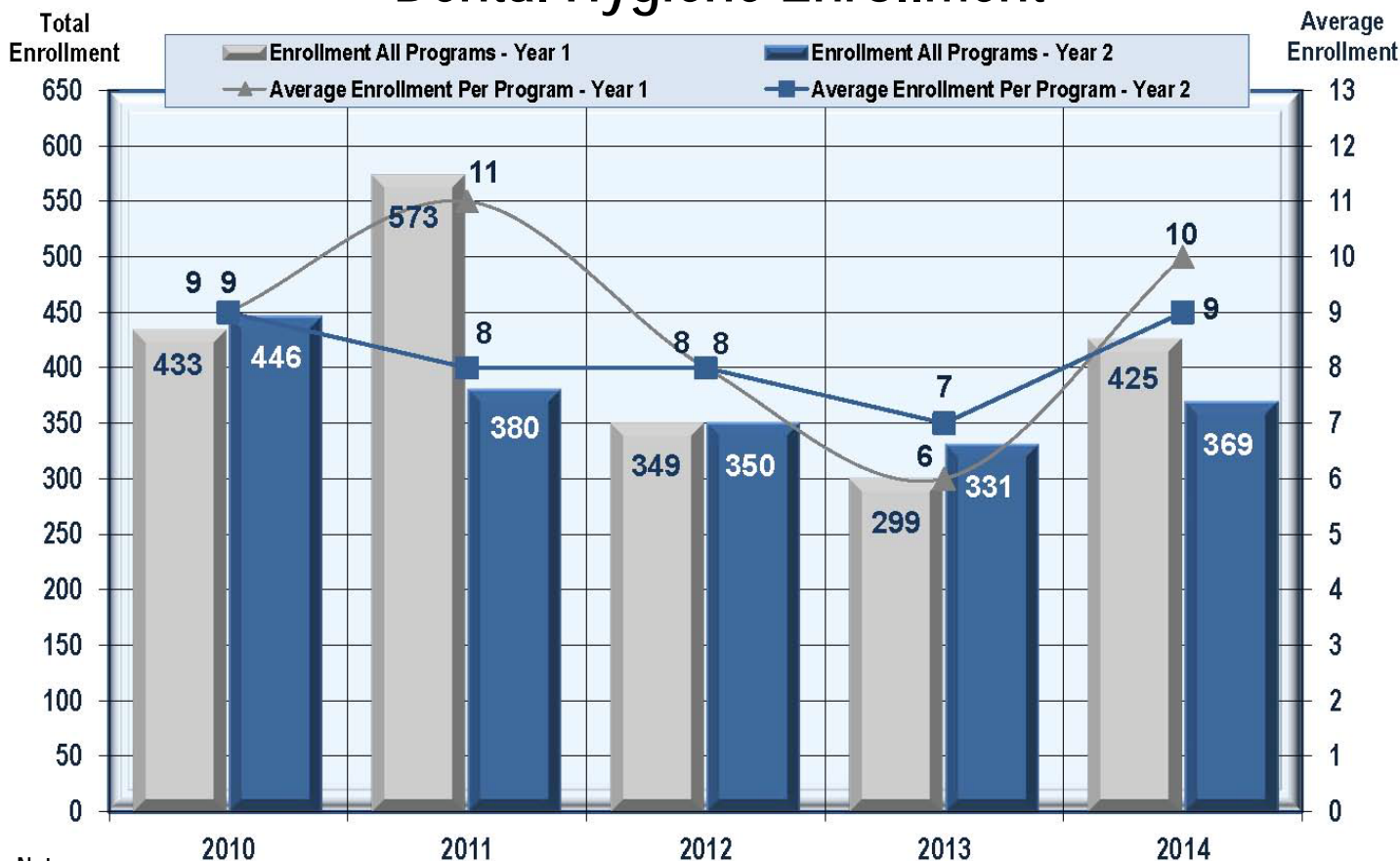
Data based on an average response rate of 86%, since not all programs responded to the surveys.

Data reflects both full-time and part-time students.

Source: American Dental Hygienists' Association Dental Hygiene Program Surveys, 2010-2014

Dental Hygiene Education Facts

Degree Completion Dental Hygiene Enrollment



Notes:

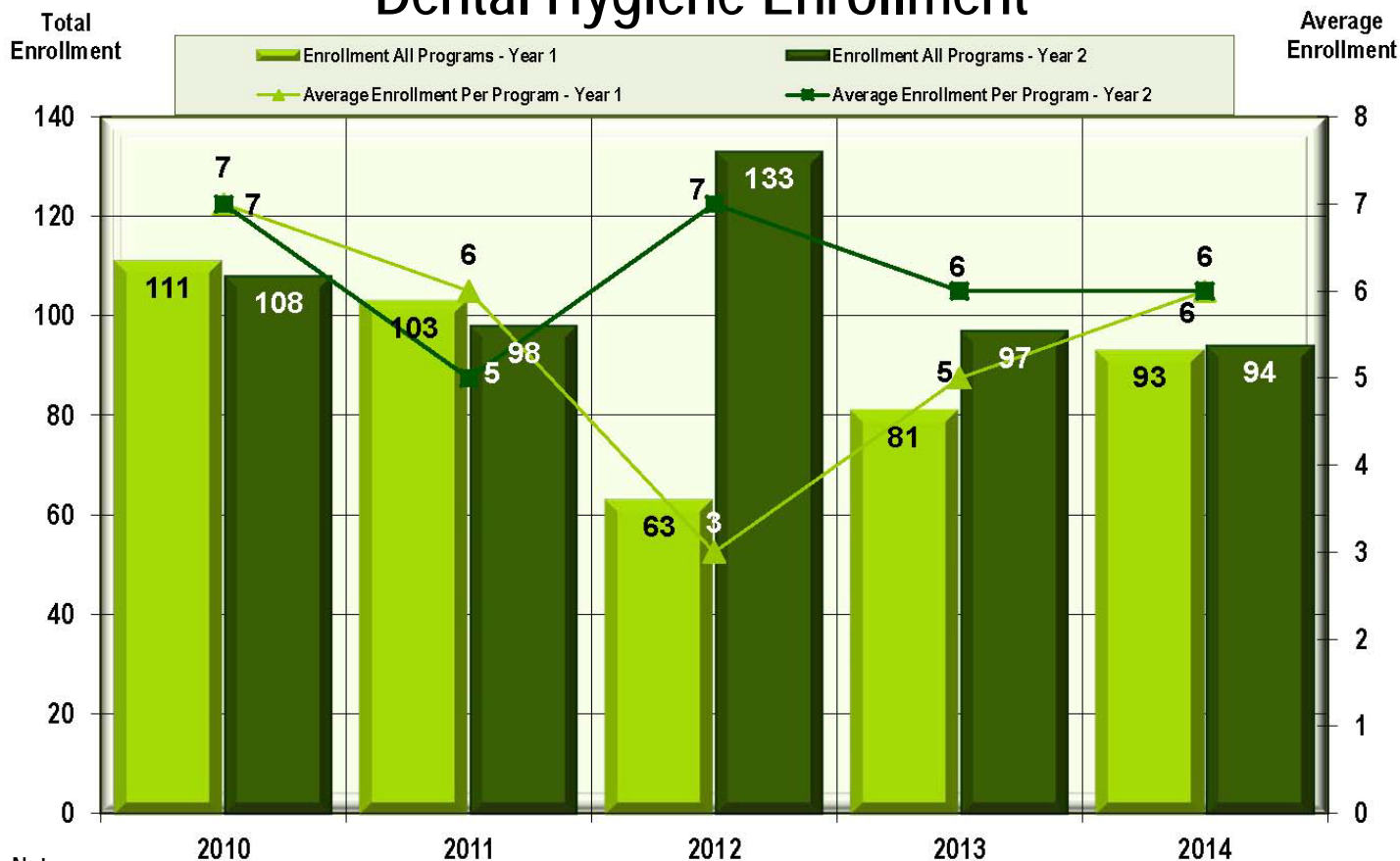
Data based on an average response rate of 81.2%, since not all programs responded to the surveys.

Data reflects both full-time and part-time students.

Source: American Dental Hygienists' Association Dental Hygiene Program Surveys, 2010-2014

Dental Hygiene Education Facts

Master Degree Dental Hygiene Enrollment



Notes:

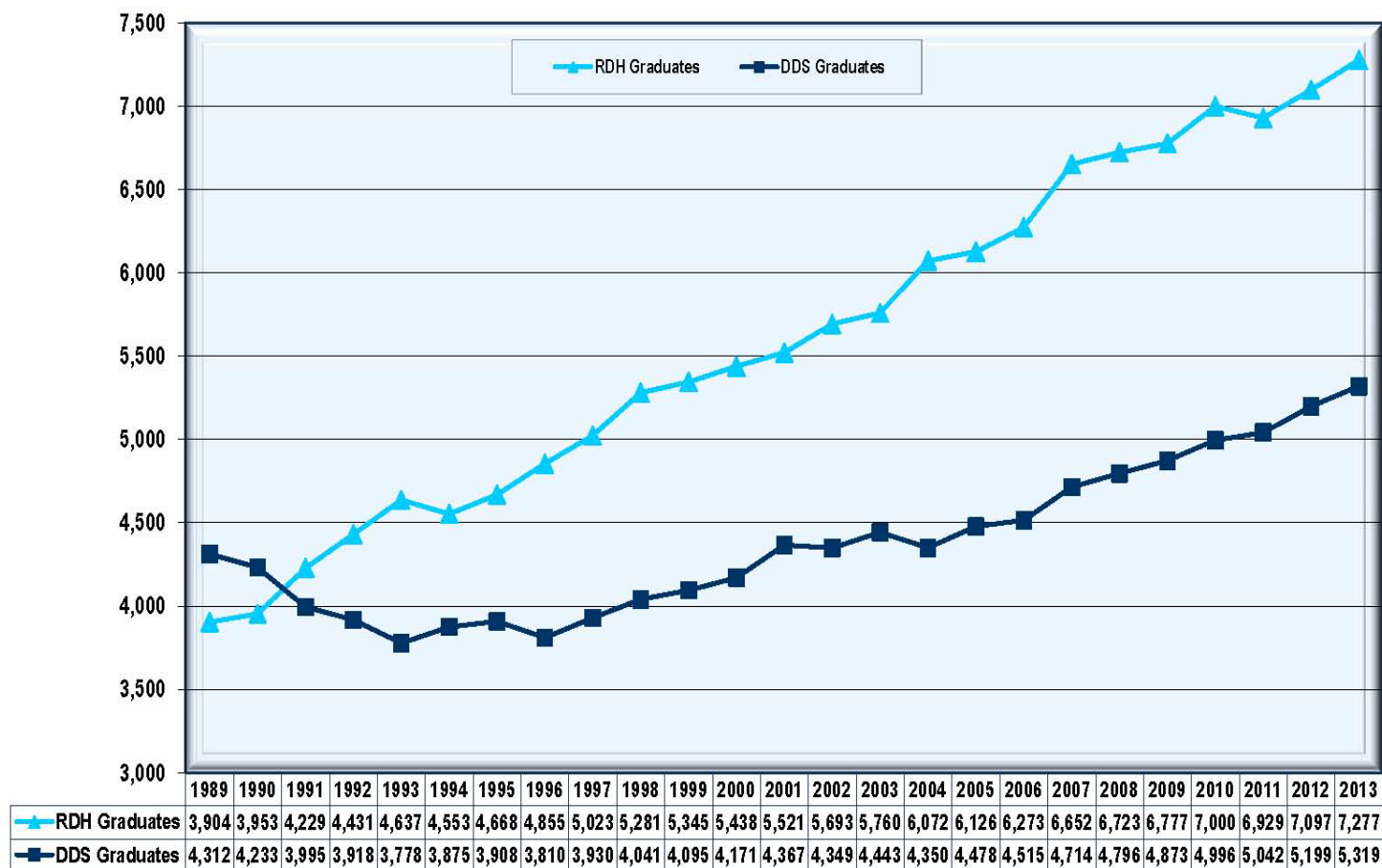
Data based on an average response rate of 80%, since not all programs responded to the surveys.

Data reflects both full-time and part-time students.

Source: American Dental Hygienists' Association Dental Hygiene Program Surveys, 2010-2014

Dental Hygiene Education Facts

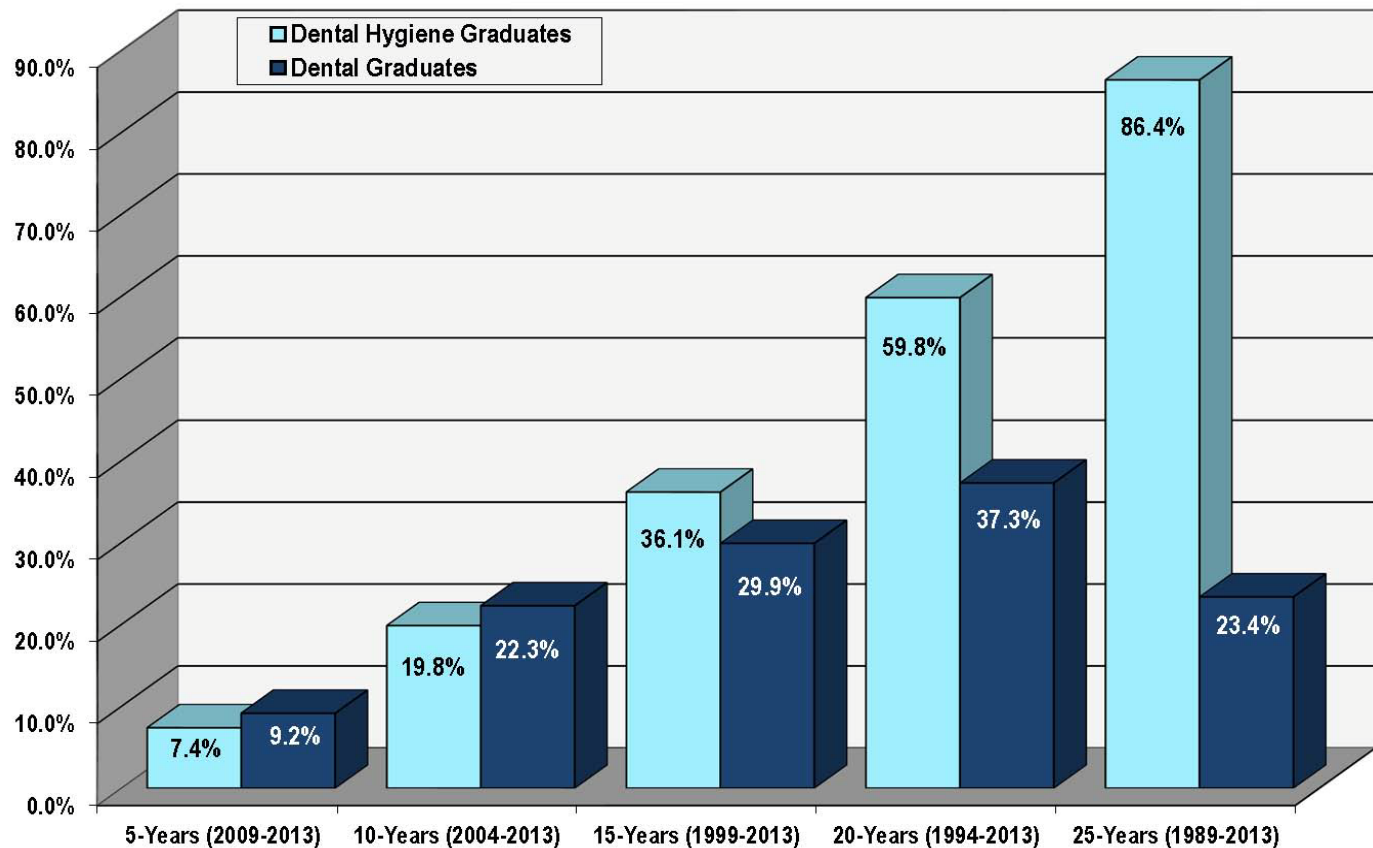
Number of Graduates 1989 - 2013



Statistics are based on data obtained from the 1989-2013 American Dental Association (ADA) Survey of Allied Dental Education and the Survey of Dental Education: Volume 1 – Academic Programs, Enrollment and Graduates, 1989-2013.

Dental Hygiene Education Facts

Percent Increase/Decrease in the Number of Graduates 1989 - 2013



Dental Hygiene Education Facts

Compiled by the

*American Dental Hygienists' Association
Division of Education*

*444 N. Michigan Ave.
Suite 3400
Chicago, IL 60611*

www.adha.org
education@adha.net

October 1, 2015

[Back](#)